



AN INTERGENERATIONAL WORSHIP RESOURCE FOR EASTER

Easter is a celebration of the Good News of God's never-ending love, demonstrated in the death and resurrection of Jesus Christ.

These worship planning notes are prepared to coordinate with the Easter 2014 postcard campaign of the Uniting Church SA.

Notes

CONTENTS

| | |
|------------------------------|----|
| All Age Worship Notes | 2 |
| What is all-age worship? | |
| Why have all-age worship? | |
| Planning all-age worship | |
| A planning team | |
| Suggested planning steps | |
| Rehearsal | |
| Invitation and advertising | |
| Hospitality | |
| Worship space | |
| Visuals | |
| Music | |
| Movement | |
| Relationships | |
| Science and mathematic | |
| Nature | |
| Sermon | |
| Worship leaders | |
| Something to take home | |
| Easter worship notes | 6 |
| Lectionary texts | |
| Easter and baptism | |
| Easter song | |
| Easter prayers | |
| Easter postcards | 8 |
| Easter Bible study | 9 |
| Easter shell | 10 |
| Sample worship service | 11 |

THE RESOURCE

The Children and Family Ministry Team of Mission Resourcing SA has prepared these notes to help congregations plan worship that involves people of all ages.

You may make as many copies of the notes as needed for your worship planners and leaders. The use of music and other copyright elements is not covered in this permission.

Bible quotations, unless otherwise noted, are from the New International Readers Version.

For other intergenerational worship ideas see: <http://sa.uca.org.au/cfm/ministry-leaders/all-age-worship/>

If you use these resources, please let us know how you use them. Send a brief email to children@sa.uca.org.au.

UPSIZING & DOWNSIZING

This resource can be used by large or small congregations and can even be adapted for use in a home setting.

Each planning group will need to adapt the ideas to suit their own particular situation: the people and the facilities.

All-Age Worship Notes

WHAT IS ALL-AGE WORSHIP?

We worship to show the value (worth) we place on God and our relationship with God.

Intergenerational (all-age or whole-church) worship is, first and foremost, worship.

Worship is an encounter between God and God's people; a dialogue in which God speaks and people respond.

Intentionally intergenerational worship

- allows this dialogue to take place in a variety of ways, engaging several senses, possibly including the sense of wonder and the sense of humour
- focuses on a single, clear theme and connects that theme with the lives of the worshipers
- provides worshipers (young and old) with an experience they can remember and carry into their lives beyond the worship experience
- encourages interaction and dialogue among people of the various generations and people with different personalities, experiences, life-styles and interests.
- takes seriously the understanding of the church as the multi-faceted body of Christ
- recognises and values the children present in the worshiping congregation and 'the child within' each adult.

WHY HAVE ALL-AGE WORSHIP?

The biblical model of the Church is of a body with a variety of different parts fulfilling different functions; each valuable and all working together.

All parts of such a body suffer when one part is cut off. All parts of a worshiping congregation suffer when one part is segregated from the others.

In worship, God speaks to and through people of all ages. Whenever children (as well as elderly and differently-abled people) are present in worship, everyone benefits.

- All worshipers have a special opportunity to practice Christian love
- All worshipers grow through the acceptance and respect shown by others
- All worshipers see a different — possibly truer — face of God than if they worshiped with a homogenised group

- Worship leaders are forced to focus on the basics of theology and of worship in a way that is clear and creative. This benefits everyone.

There are also some practical aspects to all-age worship at Easter time.

Australians see Easter's long weekend as a family time. We want worship to add to, rather than detract from, the family experience.

This applies to your church members and their extended family that joins them at Easter time. It also applies to guests, fringe-members and people in the community who are drawn to attend church once a year at Easter.

The guests you invite to your church at Easter may be of any age. You want to plan a worship that does not exclude anyone who comes — either physically, by inference or by what you do and say.

PLANNING ALL-AGE WORSHIP

All age worship has elements of spontaneity and the unexpected. This is one of the special gifts young children and new-to-church adults can bring to worship.

Plan well and keep the logistics as simple as possible, so that there is a clear flow to the worship that all worship leaders understand. They will not be over-burdened or stressed at the last minute. And they will be able to cope with and embrace the unexpected.

As early as possible, begin working with the various individuals and existing teams who will present the service. If needed, organise new teams for this particular service.

People who decorate the worship area have a key role and should be involved in planning.

Your hospitality team is important and should be consulted in the planning stage, especially if you are asking them to do something different from your usual worship.

Your tech team (and/or people responsible for preparing electronic or printed materials) should also be involved in planning.

A PLANNING TEAM

It makes sense to have an intergenerational team plan intergenerational worship. A special team consisting of one person (or better, two people) representing the youngest, the middle and the oldest age groups of the congregation can work with the pastor/minister/priest or lay ministry team.

Planning as an *intergenerational* team can be a valuable experience for all involved. Older members help younger members understand worship practices; younger members give older members fresh insights and enthusiasm.

A team that represents the wider congregation will also have a broader awareness of the life situations, needs, attitudes and concerns of worshipers. They will also know people in the congregation with skills and interests that can be drawn on in the worship, including hospitality, music, drama, visual art and technology.

SUGGESTED PLANNING STEPS:

1. Begin with prayer, and trust God's Spirit to guide your planning.
2. Identify your purpose, date and theme.
3. Look through these notes to see how they can help in planning the service God is leading you to hold.
4. Develop a worship outline or flow chart.
If you are just starting to think about all-age worship: Begin with your regular worship plan. Consider how some elements of your regular service more experiential, more sensory or more accessible to people of all ages.
OR If you have had some experience with all-age worship: look at the resource and consider how the sample service, or parts of it, might work in your situation.
OR If you are regularly engaging in all-age worship: pick up any suggestions in this resource that suit the way you do it.
5. Flesh out the outline, considering your own people, traditions and facilities.
6. Work out a preparation plan (to do list) making it clear who does what, when and how.
7. With worship leaders plan details of who does what, when and how – in the service.

AND

8. Practice!

REHEARSAL

If your service is going to involve people, movement, props and/or other elements that are different from your regular worship pattern, you will need a rehearsal.

Small groups may practice their part of the service individually, but you may also need a complete walk through or 'dress rehearsal'.

This will pinpoint any logistical problems, allow the worship leader/s to fine-tune instructions for the worshipers and ensure that the service itself runs smoothly.

The walk-through will also help you assess the timing of the service. If it looks as if it will run too long, find ways of streamlining or shortening it.

You can use rehearsal time to pray together and to remind one another that worship is not a talent show. Leaders are, themselves, worshiping God while they help others to listen to and respond to God.

INVITATION AND ADVERTISING

The first people to speak to about your service are the worshiping members of your congregation. Begin early to let them in on the excitement of what is being planned. Help them catch the vision of a deliberately multi-generational Easter worship.

Uniting Church SA postcards can be used as invitations to your Easter worship, and you can use the matching posters to promote it in public places.

Some churches do a letter-box drop in their neighbourhood with invitational postcards. Members can give the postcards to special neighbours, friends and family.

HOSPITALITY

Hospitality is the responsibility of all members of the congregation.

Members who invite and bring guests to the service have the primary responsibility for looking after their guests.

A designated **HOSPITALITY TEAM** may have special responsibilities.

At all times

Keep the worship space (and any other spaces used) safe:

- know where to find alternate exits and first aid equipment
- know how to use the fire extinguishers (particularly if you are using candles in the service)

- know who has current first aid training
- remove any hindrance to movement — blocked aisles or doors, cables on the floor, etc. Remove any broken or damaged furnishings.

Before the service

- Greet people as they arrive.
- Help people find seats and get settled. Pay special attention to the very young, the very old and people with physical disabilities. Seat them where they will be able to see and to hear, but will not feel conspicuous.

If the service is going to involve small group interaction, try to seat people in appropriate groupings.

- Provide information about what to expect.
- Distribute books, papers and materials required for the service.

During the service

- Watch for and respond to any signs of disturbance or distress. This may be anything from helping someone find the toilet or a drink of water to helping parents with disruptive children or dealing with someone who has a fainting or epileptic episode.
- Usher people to Holy Communion.
- Collect offerings.

After the service

- Be sure that each worshiper (young or old) is sent on their way with a handshake and/or blessing.
- Provide after-service cuppa or snack.

And, as they say in other job descriptions, 'other duties as may be required'.

WORSHIP SPACE

A clean, tidy and comfortable worship area can help guests and regular worshipers feel welcome. Make sure the people who keep your church clean know they are valued as part of the worship team.

An all-age approach to worship may work best with a re-arrangement of furniture, or even in a hall rather than a sanctuary.

The sample service suggests replicating the sandy beach of the postcard image, so that people can have the sensory experience of walking in sand. This has the potential of creating a space that is not clean and tidy. It may be set up during the worship service with the experience occurring as people leave.

VISUALS

Some people who worship with you like to process information in worship and other parts of life visually. Make sure that you provide imagery that they can respond to and, where possible, opportunities to respond in this way during worship.

Involve people with artistic talent and your technology team (if you project images electronically) in creating memorable visual impact for all worshipers. Be sure that visuals support the intended worship theme and are not unrelated decoration.

The postcard image can be the starting point for visuals in your Easter worship.

MUSIC

Some people who worship with you like to process information in worship and other parts of life through music and rhythm. Provide music that they can respond to and participate in.

Most worship music is congregational singing. Invite people to sing, but allow them to simply listen if they are more comfortable doing so.

Your regular instrumentalists and vocalists (organist, band or choir) may perform some music as well as leading/accompanying congregational singing. You may also involve musicians of all ages who are not regularly part of your music team.

Small congregations, or congregations that do not have strong musical leadership, may use recorded music to lead singing.

Include traditional hymns (perhaps hymns that carry a lot of memories and meaning for older worshipers) as well as more contemporary songs and children's songs.

You'll find some song suggestions on page 6. You may also use music with or without words to enhance the mood of worship.

MOVEMENT

Some people who worship with you like to process information in worship and other parts of life through movement. Make sure that you provide something physical for worshipers to do.

In the sample service worshipers handle a shell-shaped card.

Some people may be reluctant to take part in unfamiliar physical activity in worship. Encourage them to give it a go or even to help someone who needs assistance.

RELATIONSHIPS

Worship is about our relationship with God. Congregational worship is also about our relationship with other people. All-age worship encourages the growth of these relationships.

Some people who worship with you like to process information in worship and other parts of life in relationships — as they do something or talk with other people.

Give them opportunities to interact with others. In the sample service there are a number of opportunities to interact.

Some people may be uncomfortable when asked to talk to others in small groups. Provide an intra-personal alternative. Let everyone know that it is perfectly OK if some people choose to pray or to think about questions by themselves.

SCIENCE AND MATHEMATICS

Some people who worship with you like to process information in worship and other parts of life through numbers, facts, lists, graphs, and patterns.

In the discussion of Philippians 2 in the sample a clear pattern is identified.

NATURE

Some people who worship with you like to process information in worship and other parts of life in a natural setting or in relationship with natural elements.

The sand and shells of the sample service will help them have a special connection with the Easter message.

SERMON

Some people who worship with you process information best when they simply listen to a speaker (a person of knowledge and authority) who presents them with facts, ideas, challenges and encouragement. In traditional worship this happens in a sermon.

Most worship services have a sermon, homily, address or message of some sort. But you may plan a service with no sermon as such, when the teaching, ideas, challenges and encouragement are handled in other ways.

An-all age worship service does not require different sermons for different groups of people. There is a single all-age sermon — short, generally a simple application of the overall theme of the service, and (where possible) incorporating visuals and actions.

WORSHIP LEADERS

In choosing your up-front worship leader/s you will need special wisdom to balance the desire to be inclusive with the desire to present the 'best' to what may be a larger-than-usual gathering.

One person (or a pair of people) is the overall worship leader for the all-age service. Worshipers (particularly guests) will recognise this person as the host/compeer who is responsible for helping them engage with what happens in worship.

The sample worship service has two worship leaders, one handling the more formal aspects and the second relating more informally with the worshipers.

The sample worship service, may involve children with youth and adults in leading worship, as:

- hospitality team
- music team
- technology/projection/sound team
- Easter story presenter (six)
- Bible reader (two)
- prayer leader (one or more).

SOMETHING TO TAKE HOME

People like to have souvenirs of special events. People are more likely to remember and talk about your worship service if you provide them with a tangible memento or conversation starter.

It could also be really helpful to provide people with some questions or Bible verses related to the theme of worship that they can take home and discuss in their household.

In our sample service each worshiper receives a shell-shaped card.

Easter Worship Notes

LECTIONARY TEXTS

The Lectionary readings for Easter Sunday (Series A) are:

The Easter event:

Peter's account — Acts 10:34-43

John's account — John 20:1-18

Matthew's account — Matthew 28:1-10

God gives reasons to rejoice:

Jeremiah 31:1-6

Psalms 118:14-24

Living as Easter people:

Colossians 3:1-4

The sample service focuses on Philippians 2:1-11, which touches on the Easter event and its significance for us.

EASTER AND BAPTISM

Christian baptism — through water and God's word — joins people with Jesus' death and resurrection. Baptism makes Easter a forever-and-ever way of living, not an isolated historic event.

Look at the Easter postcard and you see three symbols connected with baptism:

- Water (the washing of new life)
- Shells (traditionally used to scoop up baptism water), and
- Cross.

Baptism on Easter Sunday is an old Christian tradition. It is truly fitting to incorporate a baptism into this worship service. Use your regular baptismal liturgy. As is appropriate, emphasise the Easter connection.

EASTER SONGS

Here are some song suggestions for Easter worship.

Traditional hymns

Look in the 'Holy Week' or 'Passion' section of your church's hymnbook or choose from this list of favorites:

- *Beneath the cross of Jesus* (Clephane)
- *Christ the life of all the living* (Homburg)
- *Christ arose* (Lowry)
- *Christ the Lord is risen today* (Wesley)
- *Glory be to Jesus* (Caswell)
- *He is risen, he is risen* (Alexander)
- *I know that my Redeemer lives* (Medley)
- *Jesus Christ is risen today, Alleluia* (Arnold)
- *My song is love unknown* (Crossman)
- *Now the green blade rises* (Crum)

- *O dearest Lord, thy sacred head* (Hardy)
- *O perfect life of love* (Baker)
- *We sing the praise of him who died* (Kelly)
- *When I survey the wondrous cross* (Watts)
- *Yours (Thine) is the glory* (Budry)

Contemporary Easter songs:

- *Alive in us* (Morgan)
- *At the cross* (Butler, Vineyard)
- *At the cross* (Morgan & Zschech)
- *Because he lives* (Gaither)
- *Deeper and deeper* (Bullock)
- *Find me at the cross* (O'Brien)
- *God of my comfort* (Bullock)
- *He is Lord, he is Lord* (Mann)
- *How deep the Father's love* (Townsend, Kingsway/Thankyou)
- *I know he rescued my soul / My redeemer lives* (Morgan)
- *I know it* (Zschech)
- *It's all about Jesus* (Seeley, Planet Shakers)
- *It was on the cross* (Conner)
- *Lead me to the cross* (Kendrick & Thompson)
- *Man of Sorrows* (Crocker & Ligertwood)
- *My Redeemer lives* (Morgan)
- *Resurrection Shout* (Mann)
- *So you would come* (Fragar)
- *The power of the cross* (Getty & Townend)
- *The stone's been rolled away* (Bullock)
- *The victory dance* (Ylvisaker)
- *The wonder of the cross* (Beeching)
- *When his time was over* (Mann)
- *You rescued me* (Bullock)

Easter songs for children:

- *Don't you know that Jesus died?* ('Katie') sung to the tune *Do-Re-Mi* from 'The Sound of Music'. It's light-hearted, easy to sing, will appeal to the child within most worshippers — www.perputualpreschool.com
- *God's love (that he sent us his son)* (unknown)
- *God's love* (Veggie Tales)
- *We welcome glad Easter* (unknown)
- *Jesus dying on the cross* (Simpson)
- *Jesus loves me this I know* (Warner) vv 1&2
- *Jesus is alive today, sung to the tune of 'Mary had a little lamb'* (www.perputualpreschool.com)
- *Turn our sadness upside down* (Newton)

Songs related to Philippians 2:1-11

- *Amazing love/You are my King* (Foote)
- *Come, now is the time to worship* (Doerksen)
- *He is exalted* (Paris)
- *He is Lord* (he is risen from the dead) (anonymous; Hillsong)
- *Jesus, name above all names* (Hearn)
- *Nice one, Jesus* (Mann)
- *Shout to the Lord* (Zschech)
- *Thank you for the cross* (Zschech)
- *The heavens shall declare* (Bullock)
- *The Servant King* (Kendrick)
- *There is a Redeemer* (Green)

EASTER PRAYERS

O Lord Jesus Christ, you conquered death and rose from the dead and are alive forever-and-ever.

Help us never to forget your loving presence with us.

Help us to remember

- that you are with us in every time of perplexity to guide and to direct us
- that you are with us in every time of sorrow to comfort and counsel us
- that you are with us in every time of temptation to strengthen and to inspire us
- that you are with us in every time of loneliness to cheer and befriend us.
- that you are with us even in death to bring us to the glory on the other side.

We ask this for your love's sake. Amen.

(based on a prayer in Barclay)

Children's prayer

(A) Lord Jesus, thank you for the glad news of Easter.

(B) You are our living Lord.

(A) You have conquered sin.

(B) Make our faith strong so that we are sure that our sins truly are forgiven.

(A) You have conquered death.

(B) Help us not to be scared of dying. Help us trust your promise that you will take us to heaven and give us eternal life.

(A) You have conquered Satan.

(B) Help us to believe that you are always with us, keeping us safe from all harm and danger.

(A) Make us glad that we share in your victory.

(B) Help us each day to live for your praise and glory.

(A) Hear us, loving Saviour, our victorious Lord.

(B) Amen.

(based on a prayer in *Sing to Jesus*)

Prayer of the Apostle's Creed,

Spirit of Easter, help us to believe in

God, the Father Almighty,
maker of heaven and earth.

And in Jesus Christ, his only Son, our Lord,
who was conceived by the Holy Spirit,
born of the virgin Mary,
suffered under Pontius Pilate,
was crucified, died and was buried.
He descended into hell.
and on the third day rose again from the dead.

He ascended into heaven
and sits at the right hand of God the Father Almighty.

He will come again to judge the living and the dead.

And in the Holy Spirit
the holy Christian Church, the communion of saints,
the forgiveness of sins,
the resurrection of the body,
and the life everlasting.

Amen.

Easter Postcards

from the Uniting Church SA Communications Team

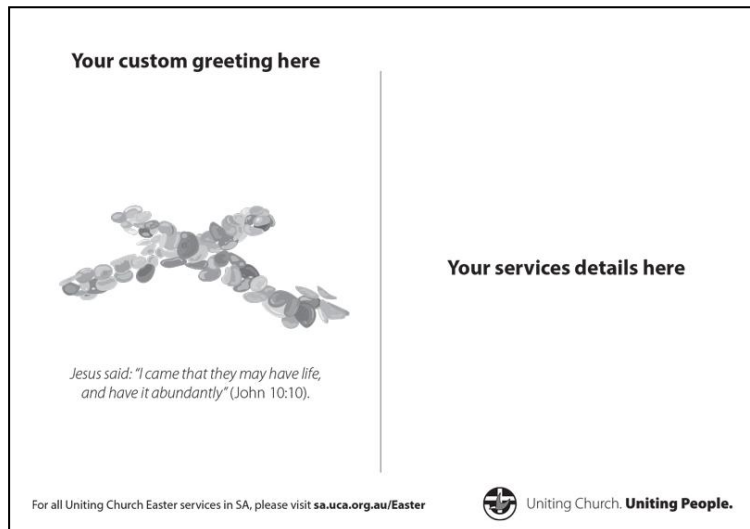
A long weekend is always much anticipated; the Easter long weekend maybe more than most. These four blissful, work-free days (for most!), often spent taking advantage of the last of the warm weather, help to cleanse us of the stress and busyness of our daily lives. But, when we return to routine, we find the pressures quickly come flooding back.

For Christians all over the world, the Easter long weekend is about another, more lasting kind of cleansing — that offered by Jesus, as he died on the cross for our sins. Through this amazing act, we are given a fresh start.

Easter is more than a long weekend; it's a time for us, the people of the Uniting Church in South Australia, to gather and reflect on a message that is at the heart of our faith — Christ crucified and risen again. It's a message that opens the way for us to experience life in all its fullness — abundant life — in relationship with God.

"Everything that we have — right thinking and right living, a clean slate and a fresh start — comes from God by way of Jesus Christ" (1 Corinthians 1:30 MSG).

Postcards are a great way to invite others in your community to hear the Easter message. Each postcard provides space for your congregation's Easter service days and times, as well as a custom message.



Further details

Postcard cost: \$69 per 1000 (minimum of 1000)

Poster cost: \$10 for 10 A3 posters (minimum of 10)

Orders close: Wednesday 5 March 2014

Available for pickup:

From Adelaide West Uniting Church during the Presbytery and Synod meeting, 14-15 March 2014, and from 212 Pirie Street after this date. (Registered Post can be invoiced if you would like the postcards to be sent to you once printed.)

Enquiries:

Can be directed to the Communications Unit:

Phone: (08) 8236 4249

Email: communications@sa.uca.org.au

The beach scene on the postcard also points to the risen Jesus' sea-side encounter with his followers (John 21:1-14) and to the familiar meditation: *Footsteps in the sand* (www.wowzone.com/fprints.htm).

Easter Bible Study

(Philippians 2:6-11)

Paul wrote a letter to the Christians at Philippi (a city in Macedonia) while he was in jail. The letter encourages them to remain faithful to Christ and rejoice in God — no matter what.

In the letter he urged the Philippians (and us) to adopt the same attitude as Jesus. In describing that attitude, Paul was probably quoting an early creed of the church.

⁶In his [Jesus'] very nature he was God.
But he did not think that being equal with God
was something he should hold on to.
⁷Instead, he made himself nothing.
He took on the very nature of a servant.
He was made in human form.
⁸He appeared as a man.
He came down to the lowest level.
He obeyed God completely,
even though it led to his death.
In fact, he died on a cross.

⁹So God lifted him up to the highest place.
He gave him the name that is above every name.
¹⁰When the name of Jesus is spoken,
everyone's knee will bow to worship him.
Every knee in heaven and on earth and under the earth
will bow to worship him.
¹¹Everyone's mouth will say that Jesus Christ is Lord.
And God the Father will receive the glory.

[DISCUSS] Remember that Paul had had a personal encounter with the resurrected Jesus, so everything he said was from an Easter perspective. What can you find in this passage that relates to Easter?

Jesus attitude was shown by his humility and his obedience. What's a quick definition of:

Humility: _____

Obedience: _____

Underline what you find in the passage about Jesus' humility.

Highlight what you find about Jesus' obedience.

[DISCUSS] What might Jesus' kind of humility look like in your life?

[DISCUSS] What might Jesus' kind of obedience look like in your life?

Use a Bible to find some of Paul's answers to those questions in the verses that come right before this passage: Philippians 2:2-4.

[DISCUSS] Jesus' forever-and-ever life sound's different from his human/servant life. What is it like?

Find what the passage says we will be doing as part of Jesus' forever and ever life.

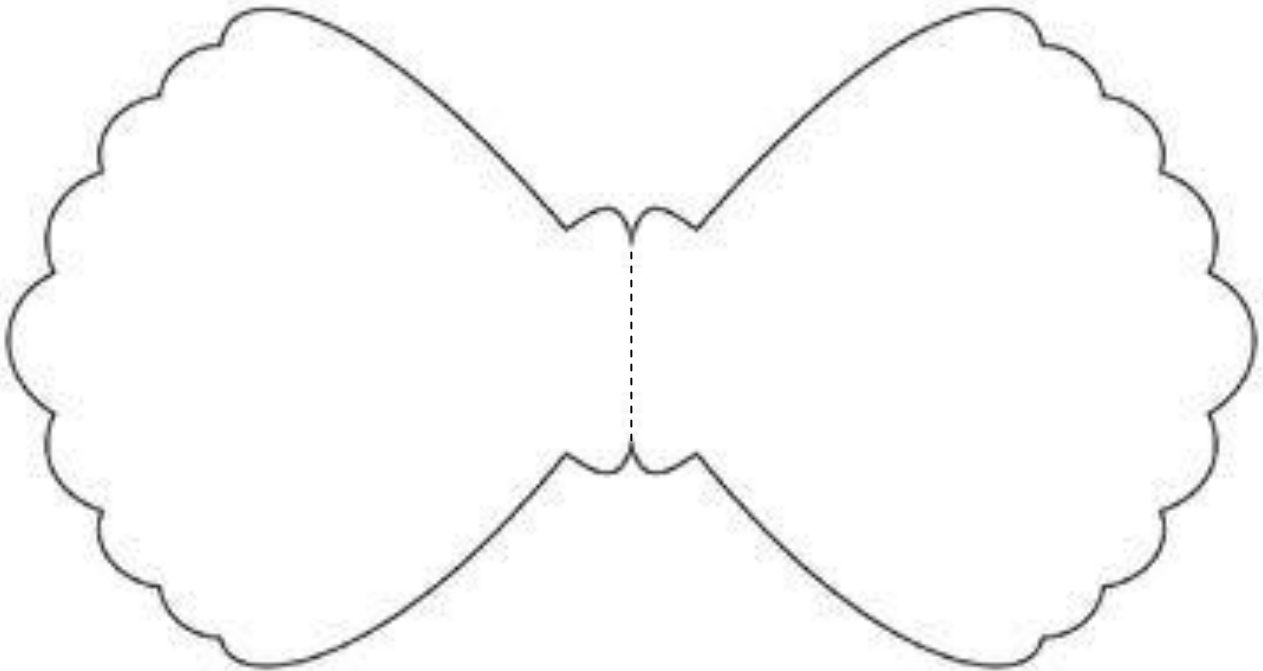
b ____ w _____ S ____

[DISCUSS] How could you be doing those three things now?

Easter Shell

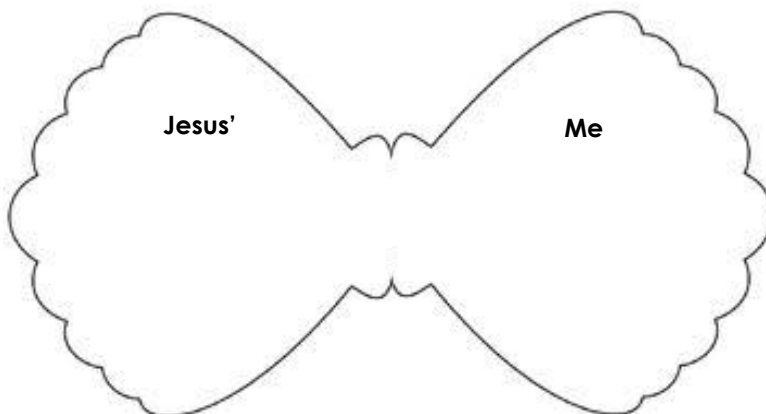
Photocopy the double-sided shell onto white or light coloured card.

Cut out the double sided shell. Fold on the dotted lines.



People can decorate the 'front' as they wish and write the words 'An Easter Shell' (or 'My Easter Shell').

During the service, people will be asked to write inside the shell using these headings:





Sample Worship Plan

Suggested wording for some sections is printed in *italics*.

1. ARRIVAL, BEFORE WORSHIP



If someone in your congregation can blow a conch shell, as they do in the Pacific Islands, use this sound as a call to worship, and at any other appropriate times in the service.

Have Easter shell cards (see page 10) printed, cut out and folded, ready to give to each worshipper as they arrive.

OR

Have the Easter shells printed and ready for people to cut out, possibly decorate, and fold as a before-worship activity.

HOSPITALITY TEAM greet each worshipper. They give each person a paper shell, and make sure they have something to write with. See that visitors are settled comfortably in the worship area.

TECH TEAM may display the postcard image.

MUSIC TEAM may play quietly some music that will be used in worship.

2. WELCOME AND INVITATION TO WORSHIP

WORSHIP LEADER 1: *Welcome to Easter worship at [name of church]. We are glad you made this time of worship part of your long weekend. We pray that God will bless your time here.*

Let's join in singing a song that tells why we celebrate Easter.

3. OPENING SONG

TECH TEAM may display a slide with the words of the song, while

MUSIC TEAM leads the congregation in singing a traditional joyful Easter hymn, eg *Jesus Christ is risen today, Alleluia* (Arnold).

4. INTRODUCE LONG WEEKEND THEME

WORSHIP LEADER 1: *Isn't it great to have a long weekend!*

WORSHIP LEADER 2: *I wonder what everyone is doing this weekend.*

Take a minute or two to tell someone sitting near you (but not your family, because they probably already know) what's going on in your life this long Easter weekend.

Allow time for people to chat. Use a music clue (perhaps a conch shell) to call people back to the whole group.

TECH TEAM may display the postcard image.

WORSHIP LEADER 2: *On a long weekend I like to take a walk on the beach and collect seashells.*

We're going use your shell cards in our worship service today. Please take your shell card. On the front write 'My Easter Shell'. You may write your name on the back, because all of our shells are pretty much the same.



5. EASTER PRESENTATION

This presentation can be enhanced with music and/or sound effects.

WORSHIP LEADER 1:

(Demonstrate with a large shell)

Have you ever held a shell to your ear and listened to the ocean waves?

(Emphasise the following words by making an on-and-on rolling ocean gesture — rolling your hands in circles in the air.)

Ocean waves go on and on, don't they! We don't know where ocean waves begin. When they lap the shore, we see them and then the water returns and becomes part of another wave. There doesn't seem to be a beginning or an end.

PRESENTER A: *It's a bit like that with the Easter story. It began before the start of time and extends beyond the end of time. The Easter story is about our life with God forever-and-ever.*



OPTIONAL ACTIVITY

WORSHIP LEADER 2: repeats the phrase 'forever-and-ever', making circles in the air while speaking.

We're going to hear the phrase 'forever-and-ever' quite often during this worship time. Let's listen for it and when we hear it make a forever-and-ever sign (draw circles in the air).

Have a practice.

Throughout the service, WORSHIP LEADER 2 should be visible to the congregation and model the sign whenever the phrase is used. Watch for the **UU** symbol in the script.

PRESENTER B: *One long weekend — some 2000 years ago and commemorated every year — is at the centre of the forever-and-ever **UU** Easter story.*

PRESENTER C: *The long weekend begins on a Thursday.*

TECH TEAM displays a picture of Jesus' last supper with his disciples.

PRESENTER C (continues): *Jesus, God's Son — who lived as a human being, served and taught, ate and walked, laughed and cried among people for some thirty years — has a last meal with his closest friends.*

TECH TEAM displays a picture of Jesus' arrest or trial.

PRESENTER C (continues): *Jesus is arrested and put on trial for trumped up charges.*

He is deserted by the same close friends who had just eaten with him. He is made fun of and beaten.

TECH TEAM displays a picture of Jesus' crucifixion.

PRESENTER D: *On the Friday Jesus is executed in one of the most excruciating ways possible. He is nailed to a cross. While he was dying, Jesus said something that is very important to us.*

PRESENTER B (with an open Bible): *Jesus said: 'Father, forgive them'.*

TECH TEAM displays a picture of Jesus body being taken from the cross.

PRESENTER D: *Jesus' body is removed from the cross and buried in a borrowed tomb.*

TECH TEAM displays a picture of the sealed tomb.

PRESENTER E: *Jesus battles with and defeats the causes of death.*

TECH TEAM displays a picture of the resurrected Jesus.

PRESENTER F: *Then on Easter Sunday, Jesus escapes the tomb and shows himself — alive once again — to his friends.*

PRESENTER A: *All this, we believe, Jesus did for us: — so that we would belong to him, live under his rule in his kingdom, serve and praise him forever-and-ever **UU**.*

WORSHIP LEADER 1: *Let's sing a song that re-tells the story.*

6. EASTER SONG

TECH TEAM may show a slide with the words of the song {possibly repeating the visuals from the presentation where appropriate), while

MUSIC TEAM leads the congregation in singing a song that tells the outlines of the story, eg

- the children's song: *God's love (that he sent us his Son, that he died on the cross, that he rose from the tomb)*
- *Man of Sorrows (Crocker & Ligertwood)*

WORSHIP LEADER 1: *That's the story. The question is: what do we do about it?*

7. BAPTISM (OPTIONAL)

WORSHIP LEADER 1: *Through Baptism we are reborn into the forever-and-ever **UU** Easter life.*

[Use your regular Baptism liturgy and practice.]

8. BIBLE READING (Philippians 2:5-11)

READER 1: 'What do we do about Easter?'

In Philippians 2, the Apostle Paul gives us a clear answer: First, we adapt Jesus attitude. Paul says:

⁵ You should think in the same way Christ Jesus does.

⁶ In his very nature he was God.

But he did not think that being equal with God was something he should hold on to.

⁷ Instead, he made himself nothing.

He took on the very nature of a servant.

He was made in human form.

⁸ He appeared as a man.

He came down to the lowest level.

He obeyed God completely, even though it led to his death.

In fact, he died on a cross.

READER 2: *Second, we worship Jesus. Paul says:*

⁹ So God lifted him up to the highest place. He gave him the name that is above every name.

¹⁰ When the name of Jesus is spoken, everyone's knee will bow to worship him.

Every knee in heaven and on earth and under the earth will bow to worship him.

¹¹ Everyone's mouth will say that Jesus Christ is Lord.

And God the Father will receive the glory.

WORSHIP LEADER 1: *Thinking like Jesus and worshiping Jesus are not things to do just for a long weekend. They are a way of living every day forever-and-ever. ☪☪*

9. SONG

TECH TEAM may display a slide with the words of the song, while

MUSIC TEAM leads the congregation in singing: a song about Jesus attitude of humility and obedient service, eg *The Servant King*.

10. JESUS AND ME:

WORSHIP LEADER 1: Shows a large bi-valve shell. *You may know that most shells come from sea animals known as bi-valves. In bi-valves two shells are hinged together to form a safe place for the sea creature to live.*

WORSHIP LEADER 2: Shows a sample shell card and demonstrates.

Let's open this Easter shell card and look at the two parts.

The forever-and-ever ☪☪ Easter story is about Jesus and it's about me, too. Please write 'Jesus' on one side and 'me' on the other side.

11. BIBLE STUDY OR SERMON

The examination of Philippians 2:5-12 can be presented as a sermon/address or as a small group study.

For Bible study:

Form small groups. As much as possible the groups should be intergenerational, include family groups, but consist of more than a single nuclear family. You may allow people to move to more comfortable working spaces, perhaps around tables.

Distribute copies of the Easter Bible Study (page 9) for the groups to use as guides.

You may designate a member of each group to facilitate the study. And/or you may have several members of the planning team circulating and available to lend encouragement and assistance.

Children from about age seven can take part in the Bible study along with older people.

Give **younger children** an opportunity to play on the floor near their parents. Have buckets of shells they can play with any way they choose — perhaps sort them, count them, stack them, lay out in a cross (or another) shape, press them into slabs of playdough or (with supervision) use them to make paint prints on large sheets of paper. You might have other quiet toys and Easter story books, Easter colouring-in pictures or even a sand pit.

Allow 12-15 minutes for the study. Use a music clue (conch shell) to give a two-minute warning at the end of the time and to call people back to the worship space.

For a sermon: The preacher may use the Bible Study notes (page 9) as an outline for the sermon.

Consider providing younger children with play opportunities (shells) as described above.

12. PRAISE SONG

TECH TEAM may display a slide with the words of the song, while

MUSIC TEAM leads the congregation in singing a song rejoicing in God's forgiveness, eg *Thank you for the cross* (Zschech)

(If you use this song, explain that when it speaks of the Lamb who is worthy, it is referring to Jesus who is worthy of our praise (see Philippians 2:10).

13. ANNOUNCEMENTS

WORSHIP LEADER makes any necessary brief announcements. Include

- invitation to after-service activities or refreshments
- invitation to other activities and services of the congregation
- encouragement to take home their Easter shell as a way of remembering our 'forever-and-ever' ☩ Easter life.
- explanation of the way the offering will be collected and used.

14. OFFERING

The offering is collected in your usual manner.

During or after the offering, the **MUSIC TEAM** may perform Easter music of their choice. This performance is part of their offering and worship of the risen Christ.

15. PRAYERS

PRAYER LEADER/s lead worshipers in general prayers for themselves and others.

And/or a special Easter prayer (see page 7)

And/or the Lord's Prayer.

TECH TEAM may display words of any prayers people are to join in.

16. SUMMARY

In this section the **TECH TEAM** may display suggested wording for people to copy into their shell cards.

WORSHIP LEADER 2: *Let's write a bit more on those Easter shell cards to remind us of what we have talked about today.*

On the 'Jesus' side, we talked about Jesus' attitude: humility and obedience. You may write:

[Jesus]

Attitude

Humility & obedience

On the 'me' side, we are to have the same attitude as Jesus. You may write

[Me]

Attitude

Humility & obedience.

And we talked about our forever-and-ever ☩ Easter life. On the Jesus side, we know that Jesus rules forever-and-ever ☩. You may write:

[Jesus]

Easter life

Rules as king

And our forever-and-ever ☩ Easter life is one of praising and worshiping Jesus. On the 'me' side you may write:

[Me]

Easter life

Worship Jesus

We found all this in the Bible, in

Philippians 2:5-11.

You may write that in your shell as well.

17. BLESSING

Easter is about much, much more than a long weekend. It's about living with Jesus and worshipping him forever-and-ever. ☩

Go now. Take Easter love, forgiveness and joy into your life, your family and your world every day forever-and-ever. '☩'

18. CLOSING SONG

TECH TEAM may display a slide with the words of the song, while

MUSIC TEAM leads the congregation in singing a joyful Easter song, eg *Yours (Thine) is the glory* (Budry).

19. LEAVING

MUSIC TEAM may continue playing the last song or other music as worshipers leave.

HOSPITALITY TEAM: In the area people will go through as they leave the worship area, have a sandy beach (sand on a large tarpaulin or in a wading pool) similar to the beach on the postcard. Invite people to remove their shoes and walk through the sand as they leave. Give each person a shell to lay on the sand, forming a cross like the one in the postcard picture.

Be sure to provide an alternative exit for people who do not want to take part in this activity.

20. AFTER WORSHIP

Invite worshipers to join together for tea, coffee and fruit cordial along with some Easter cake or hot cross buns.

OR be creative in preparing a shell-themed snack, eg

- Shell shaped pasta with cheesy filling
- Shell shaped chocolates
- Seashell pearl cookies
(www.clevercraftycookinmama.com/2013/01/seashell-pearl-cookies.html#.Uv8b32fNvIU)

You may organise an Easter egg hunt or other games for children (and adults!) or allow children to continue playing in the 'beach'.